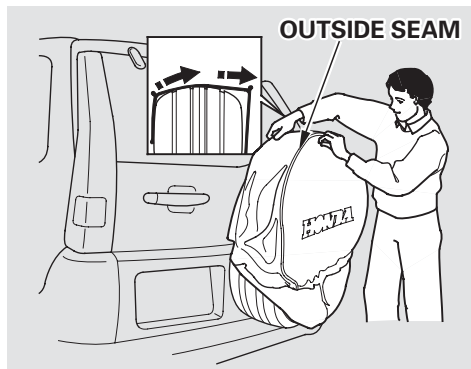
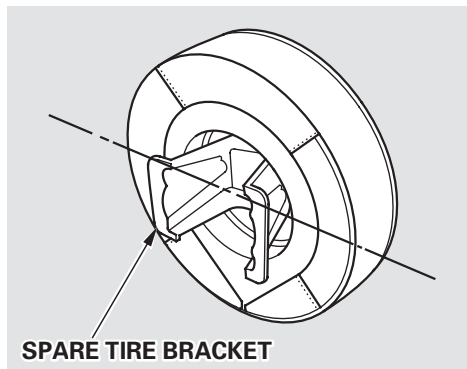


Changing a Flat Tire

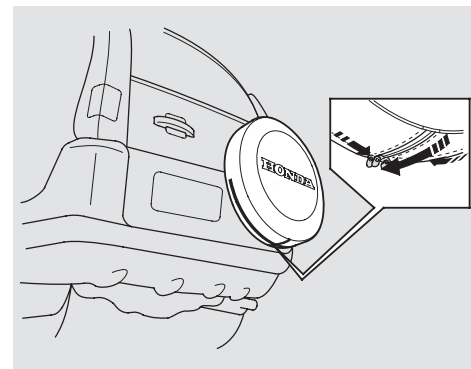


31. Starting at the top of the tire, position the outside seam of the cover slightly over the outside edge of the tire. Pull the cover on, a little at a time, and alternate side to side along the tire until you reach the bottom.



32. Pull the bottom of the cover over the tire.

33. If needed, readjust the cover to smooth out any wrinkles.



34. Zip the cover closed.